



**MESSER**   
Cutting Systems

# METALMASTER EVOLUTION®

High speed, unitized cutting machine with maximum productivity, durability, outstanding cut quality and accuracy.  
Includes The Slagger® self-cleaning table.



# THE METALMASTER EVOLUTION®

## CREATED TO REVOLUTIONIZE PLATE PROCESSING






# HIGHLIGHTS



A

## GLOBAL CONTROL<sup>S</sup>


Easy-to-use, feature rich, Windows<sup>®</sup> interface. The Global Control<sup>S</sup> is a compact touch screen process database featuring custom shape library, CAD import, and true-shape nesting. Virtual Service<sup>™</sup> puts service experts one push button away. Easy to learn functions allow employees to become expert operators in minutes.



B

## DRIVES AXIS

High machine accuracy with positioning speeds up to 1700 ipm with acceleration of 38' per sec<sup>2</sup> in all axes. Precision rack and pinon drives in both X and Y-Axis. Ultra smooth planetary gear boxes in the X and Y-Axis. Dual X-Axis drives provide cut part accuracy.



C

## BEARINGS ASSEMBLY

Each carriage uses four-bearing way encapsulation with a wide spacing for stable support. Gothic arch bearings on circular ways provides eight contact points per carriage for smooth precise motion. Way and gear rack are attached to the way surfaces by special grooves in the extrusion allowing future table extensions.



D

## BEAM SUPPORT

The MetalMaster Evolution<sup>®</sup> features an extruded aluminum beam and X-Axis ways provide support and high strength while reducing weight. The cross-braced beam is extremely rigid providing higher acceleration resulting in accurate cut parts and smooth motion.



E

## BEVEL-R<sup>®</sup> 5-AXIS, COMPACT PLASMA BEVEL UNIT WITH SURE-STOP COLLISION SENSOR

Low profile plasma bevel head with 360 degree programmable rotation with no cable or torch lead wind up rapidly processes your weld prep parts. SureStop Collision Sensor for quick, simple torch realignment for plasma cutting.



F

## THE SLAGGER<sup>®</sup> TABLE


The standard Slagger<sup>®</sup> unitized construction cutting table is a self-cleaning, side-draft zoned and ducted table with easy cleaning and small parts retrieval. With optional downdraft table.



G


## DAMPER CONTROL DOOR

Programmable pneumatic cylinder actuates the exhaust duct doors based on machine location.



## CSL200 TORCH LIFTER

High-speed CSL200 Torch Lifter (1180 ipm) with arch voltage height control and infinite adjustable programmable retract (only offered by Messer) features the SureStop Collision Sensor with easy and accurate reset.



## PNEUMATIC & ELECTRIC DRILLS

Drill up to 3/8" diameter holes in mild steel and 5/16" diameter holes in aluminum with one half HP. Can be combined with normal plasma and oxyfuel cutting, allowing less material handling to be done on the piece part. (Optional)



## MARKERS

Various marking techniques can be used as secondary operations. These are: Plasma, Air Scribe, Ink Jet, and Telesis<sup>®</sup> Pinstamp<sup>®</sup>. (Optional)




## ENCLOSURE AROUND THE CUTTING AREA

Provides spatter protection, noise and glare reduction, also machine protection. (Optional)



## DUAL MOTORIZED CARRIAGE

Each carriage has it's own servo drive allowing for spacing along independent and cross axis beam. (Optional)



## ALFA TORCH

Advanced oxyfuel technology with Omniflow automatic gas regulation system and height control. (Optional)



# METALMASTER EVOLUTION®

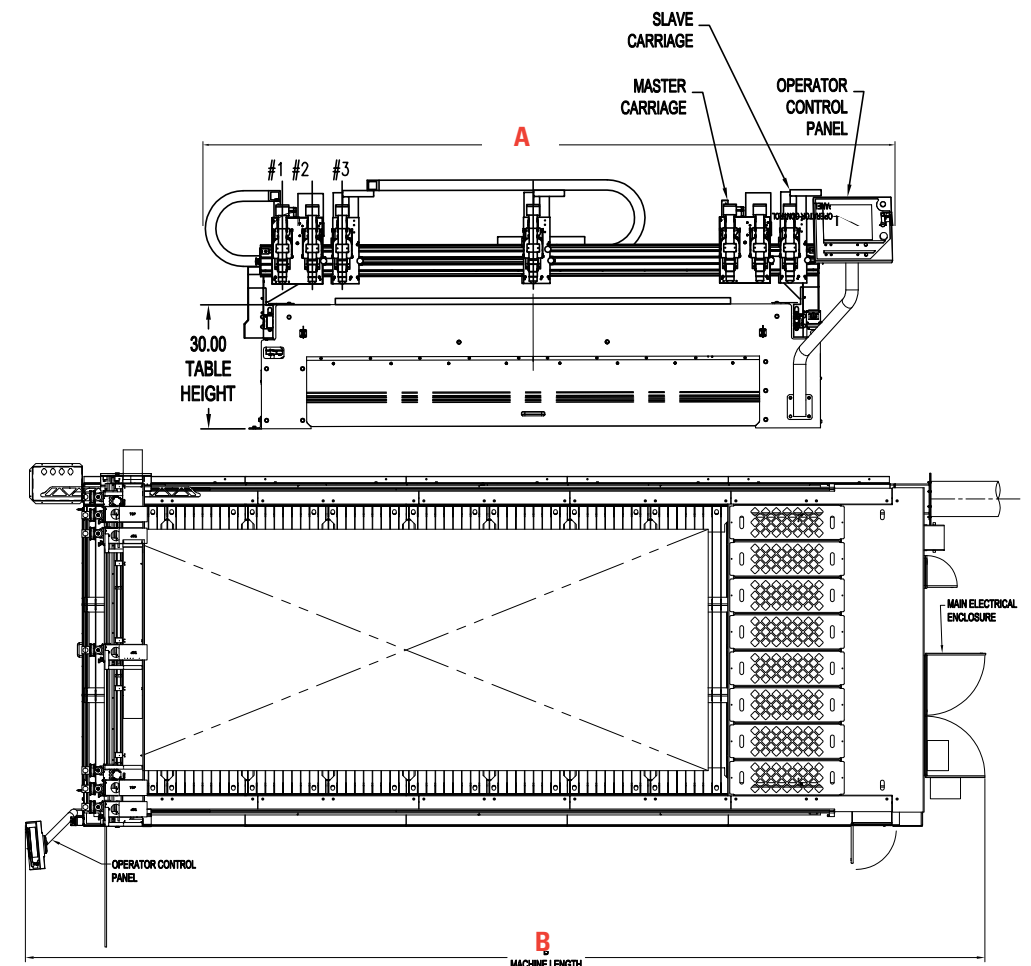
Evolving to meet the needs of the modern fabrication shop, saving costly secondary operations downstream, the MetalMaster Evolution® will change the way you look at plasma part cutting. This multiple process cutting machine includes many options like plasma beveling, oxyfuel cutting, drilling marking, vertical pipe cutting, and so much more.

Achieve smooth edge quality, precise hole cutting, and high accuracies through advanced engineering. With high quality components and the strictest assembly and testing methods in the marketplace, the MetalMaster Evolution® will take your shop to the next level.

The Messer Slagger® self-cleaning unitized table comes standard on the Evolution, forming a solid foundation for this table. There's no need to clean the table or remove slats as the pusher blade does all the work, typically in minutes. **Water table option available.**

## METALMASTER EVOLUTION® MODEL MEASUREMENTS

Model	A Machine Width 6'	A Machine Width 8'	A Machine Width 10'	B Machine Clearance Length
<b>MetalMaster Evolution®</b> 6' by 10' 15' 20' 25' 30' 35' 40' 45' 50' all	144"	-	-	-
<b>MetalMaster Evolution®</b> 8' by 10' 15' 20' 25' 30' 35' 40' 45' 50' all	-	168"	-	-
<b>MetalMaster Evolution®</b> 10' by 10' 15' 20' 25' 30' 35' 40' 45' 50' all	-	-	204.85"	-
<b>MetalMaster Evolution® 10'</b>	-	-	-	253.25"
<b>MetalMaster Evolution® 15'</b>	-	-	-	317.25"
<b>MetalMaster Evolution® 20'</b>	-	-	-	381.25"
<b>MetalMaster Evolution® 25'</b>	-	-	-	445.25"
<b>MetalMaster Evolution® 30'</b>	-	-	-	509.25"
<b>MetalMaster Evolution® 35'</b>	-	-	-	573.25"
<b>MetalMaster Evolution® 40'</b>	-	-	-	637.25"
<b>MetalMaster Evolution® 45'</b>	-	-	-	701.25"
<b>MetalMaster Evolution® 50'</b>	-	-	-	765.25"



## STANDARD FEATURES

- Cutting widths 6', 8', 10'.
- Cutting lengths from 10' to 50'.
- Cut 26 ga. to 3" thick plate.
- Cuts mild steel, stainless steel, aluminum
- Machine motion accuracy to +/- .002" in a 72"x 72" area verified with a laser interferometer.
- Contouring speeds up to 400 ipm.
- Positioning speeds up to 1700 ipm with acceleration up to 38 ft./sec<sup>2</sup>.
- The Slagger<sup>®</sup> self-cleaning zoned and ducted dry exhaust table.
- Global Control<sup>S</sup>, Windows<sup>®</sup> based with easy to use operator interface.
- Right or left hand mounted Global Control with tilt and swivel for operator comfort.
- Multiple reference point positions for efficient start-of-cut locations.
- SureStop Collision Sensor with easy and accurate reset.
- Advanced plasma technology provides consistent piercing and faster cutting.
- High-speed CSL200 Torch lifter.
- Fast installation and relocation due to modular design.
- Virtual Service<sup>™</sup> remote diagnostics and consultation.
- Designed and manufactured in the USA to machine tool and ISO 230-2 standards
- UL/CUL.

**Messer Cutting Systems, Inc.**  
**W141 N9427 Fountain Boulevard**  
**Menomonee Falls, WI 53051**  
**Tel. +1 262-255-5520**  
**Fax +1 262-255-5170**  
**E-mail: [sales.us@messer-cutting.com](mailto:sales.us@messer-cutting.com)**  
**[www.messer-cs.com](http://www.messer-cs.com)**  
**Español [www.messer-cs.com/mx/us](http://www.messer-cs.com/mx/us)**

*Keep up with the latest news  
and "Like Us" on Facebook.*

## OPTIONAL FEATURES

- Two plasma torches - maximum 400 amp capacity each.
- Plasma beveling units: Bevel-R<sup>®</sup> 5-Axis, Compact Plasma Bevel Unit with SureStop Collision Sensor, Manual Plasma Stripping Bevel Unit for X-Axis.
- Turbo Flame<sup>™</sup> or ALFA Oxyfuel Torch.
- Gas cutting with advanced oxyfuel technology using Omniflow automated gas regulation system.
- Various plate markers: Punch, Plasma, Air Scribe, Ink Jet, and Telesis<sup>®</sup> Pinstamp<sup>®</sup>.
- Digital Video Camera.
- Laser Pointer.
- Global Reporter.
- Downdraft table.
- Slag Scoop or Slag Pit with Bucket.
- Zoned light curtain system promotes safety while maintaining good accessibility for plate loading and unloading.
- Tables: Manual cleaning or water table.
- Plasma station outlet equipment.
- Plasma Air Booster.
- Programming and nesting software.
- Drilling up to 3/8" diameter.
- Operator glare shield.
- Flex Zone for processing material outside of the table.
- Pipe and Tube Cutting.
- Pedestal mounted console.
- Messer dust collector systems.
- Sentry Service Preventative Maintenance Program.